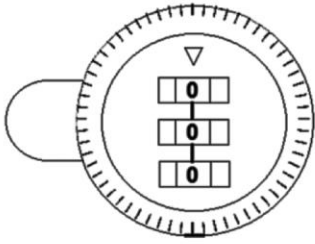
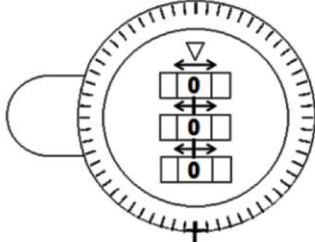


Code Change Procedure



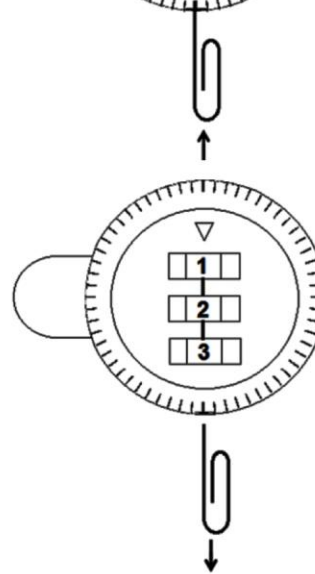
Step 1:

Set the number to the combination that opens the lock
(Factory default is 0-0-0)



Step 2:

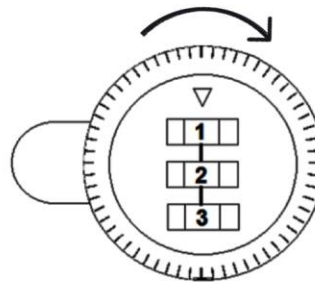
Push the change button in (located on the bottom of the lock) with a paperclip while setting a new combination



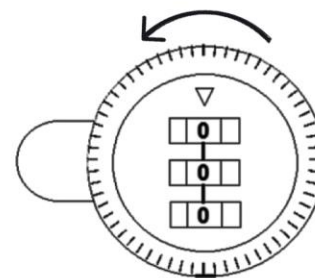
Step 3:

Release pressure on the change button by removing the paperclip

Operation of Camlock



To unlock the camlock, enter the code set and rotate the dial in a clockwise direction



To lock the camlock, rotate the dial back in lock position and scramble the code
(Do not leave the set code when in lock position)

Saunderson Security - Discounting locks, not your safety.