



I. Manufacturer combination

1. Manufacturer combination code set at 0-0-0-0.

II. Reset

1. Make sure the knob stays at  position. Turn the combination to correct codes.
2. Push down and hold the reset button (as Fig. 1) until you have done the new code resetting. Turn the 4 wheels to your desired new combination position and release the reset button.
3. Turn the knob to  -opening position. Congratulations! You have done the new code resetting.
4. Random your key codes.

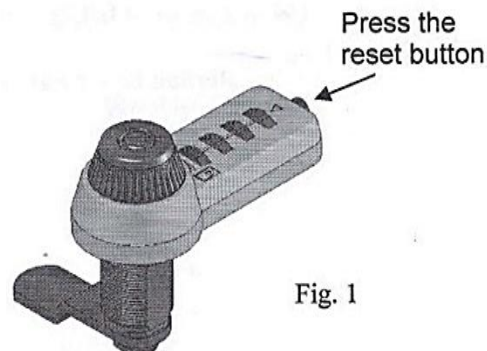
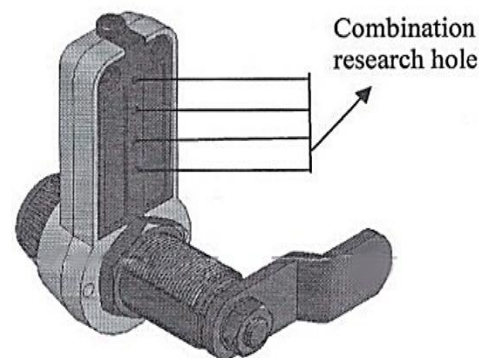



Fig. 1



III. How to unlock and retrieve combination codes if you forget the combination.

- a. Insert the key to turn the knob to  -opening position. (You also can use key function only to unlock/lock).
- b. Retrieve combination codes
 - i) Insert a paperclip into the first combination research hole (as Fig. 2) and turn the contrast wheel until it cannot be moved.
 - ii) Key codes retrieve way of the rest three combinations may be deducted by analogy.
 - iii) If you found all all codes back, please make sure the knob is able to turn by hand.

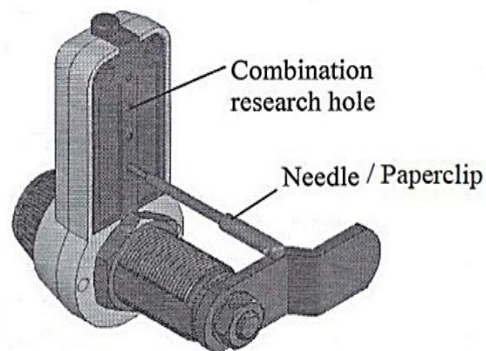


Fig. 2

Saunderson Security - Discounting locks, not your safety.

South Africa: www.saundersonsecurity.co.za sales@saundersonsecurity.co.za T: 0800 204 563
United Kingdom: www.saundersonsecurity.co.uk sales@saundersonsecurity.co.uk T: 0845 299 0650
United States: www.saundersonsecurity.com sales@saundersonsecurity.com T: 302-703-0368