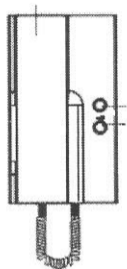


1. Overview

Handset



Call Button
Door Open Button

2. Operation

1. Call a DP-4VHP from common entrance

- Ring a chime sound.
- Pick up a handset to talk.
- While on the phone, press door release button to open the door.
- Leave the handset to end the talk.

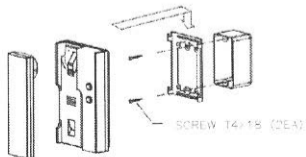
2. Call a DP-4VHP from Master Unit

- Ring a chime sound.
- Pick up a handset to talk.

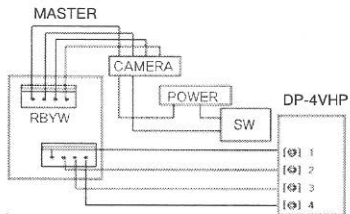
3. Call a Master from DP-4VHP

- Press the " Call " button on DP-4VHP continuously.
- Once a Master receives a call, then your call is on the line.
During the conversation, in case there is call from the entrance, then all three parties can talk each other.

3. Installation



4. Wiring Diagram



6. Specification

MODEL	DP-4VHP
Power Voltage	13V
Power Consumption	MAX : 4 W
Transmission	To Master unit : 4 wires (Polarity)
Communication Method	Handset
Sound	From Outdoor unit : Electronic Chime
Time	60 ± 20 sec
Distance	28m(∅ 0.5) / 50m(∅ 0.65) / 70m(∅ 0.8)
Operating Temperature	0 ~ +40 °C (32 °F ~ 104 °F)
Weight	0.55 kg
Dimension	107(W) x 195(H) x 52(D) mm

5. Component Parts



DP-4VHP



Wall Bracket



User Manual



T3 x 6
Screw



BINDING



Connector



T4 x 18
Screw