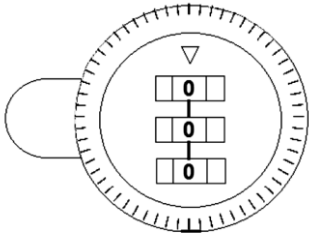


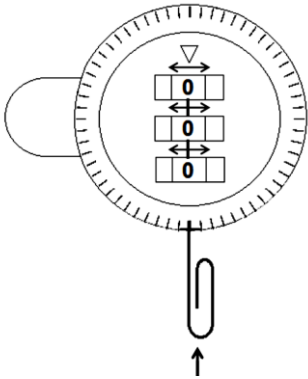
Step 1:

Set the combination to the number that opens the lock.
(Factory default is 0 – 0 – 0)



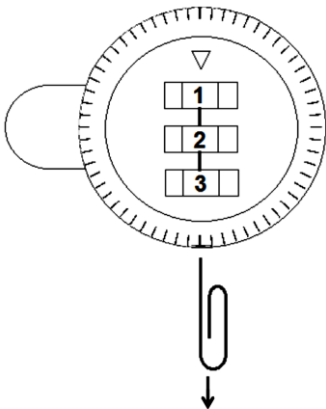
Step 2:

Push the change button in **(located on the bottom of the lock)** with a paperclip while setting a new combination.



Step 3:

Release pressure on the change button by removing the paperclip.



Change your combination anytime and as often as you like